



CGINNY

**INDIA and the UNITED STATES PARTNERS**  
**IN THE GLOBAL ECONOMY**

By

A.R. Ghanashyam,  
Deputy Consul General

**Consulate General of India**  
**New York**

SEPTEMBER 26, 2006



CGIY

## *Selected Economic Indices of India and their 50 year paths*

**Table 1**

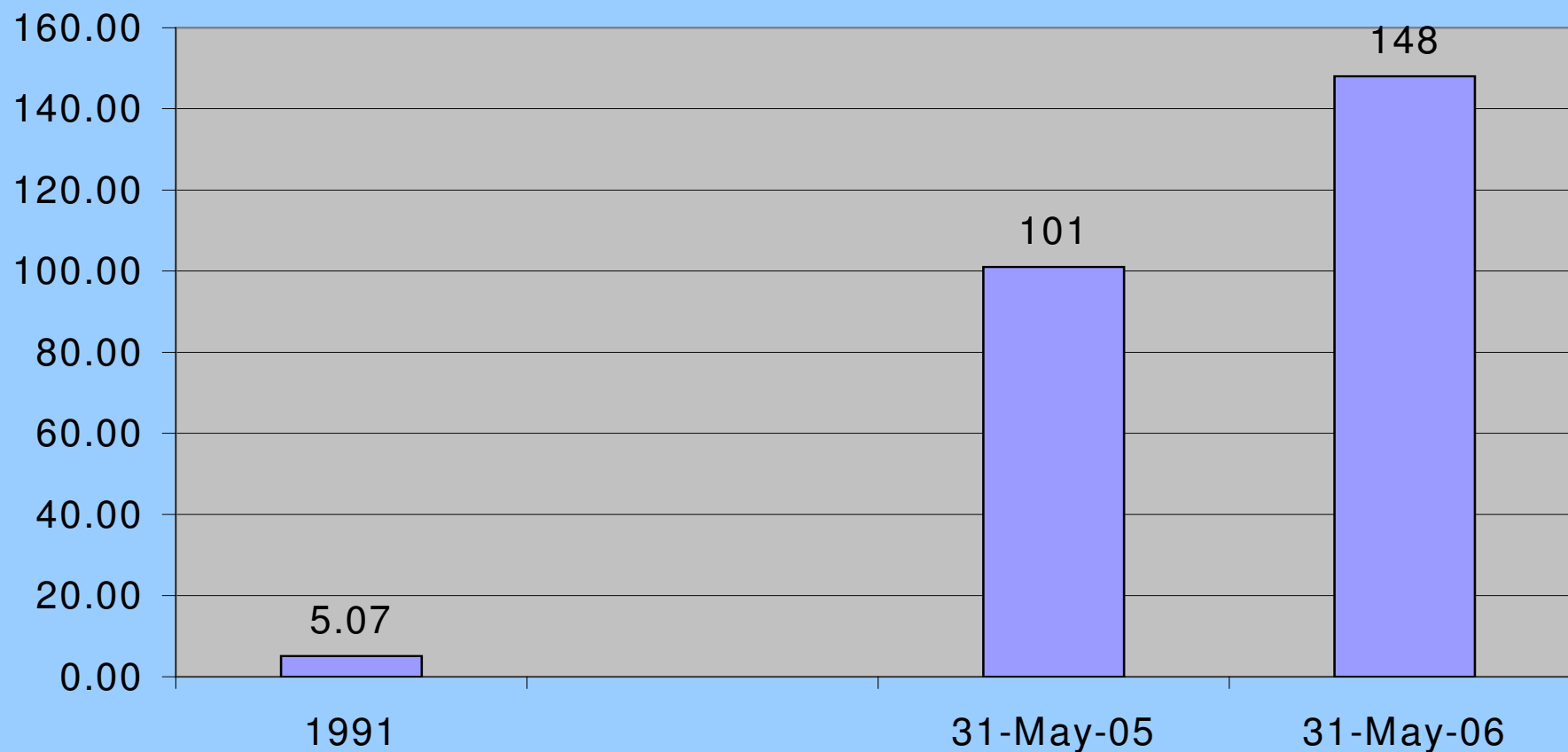
Year	Population (Millions)	Agriculture	Industry	Services	Savings Rate	Populatio n Below Poverty (%)	Per Capita GDP at:
		% of GDP					
1950	360.00	60.00	10.30	30.00	9.70	45.30	\$620
1991	846.42	31.00	25.00	43.70	23.00	36.00	\$1,380
2005	1000.20	21.00	25.00	54.00	31.00	23.00	\$3,300

**Source : IMF and GOI**



CGIY

From five million phone lines in total to five million additional lines every month (million lines)

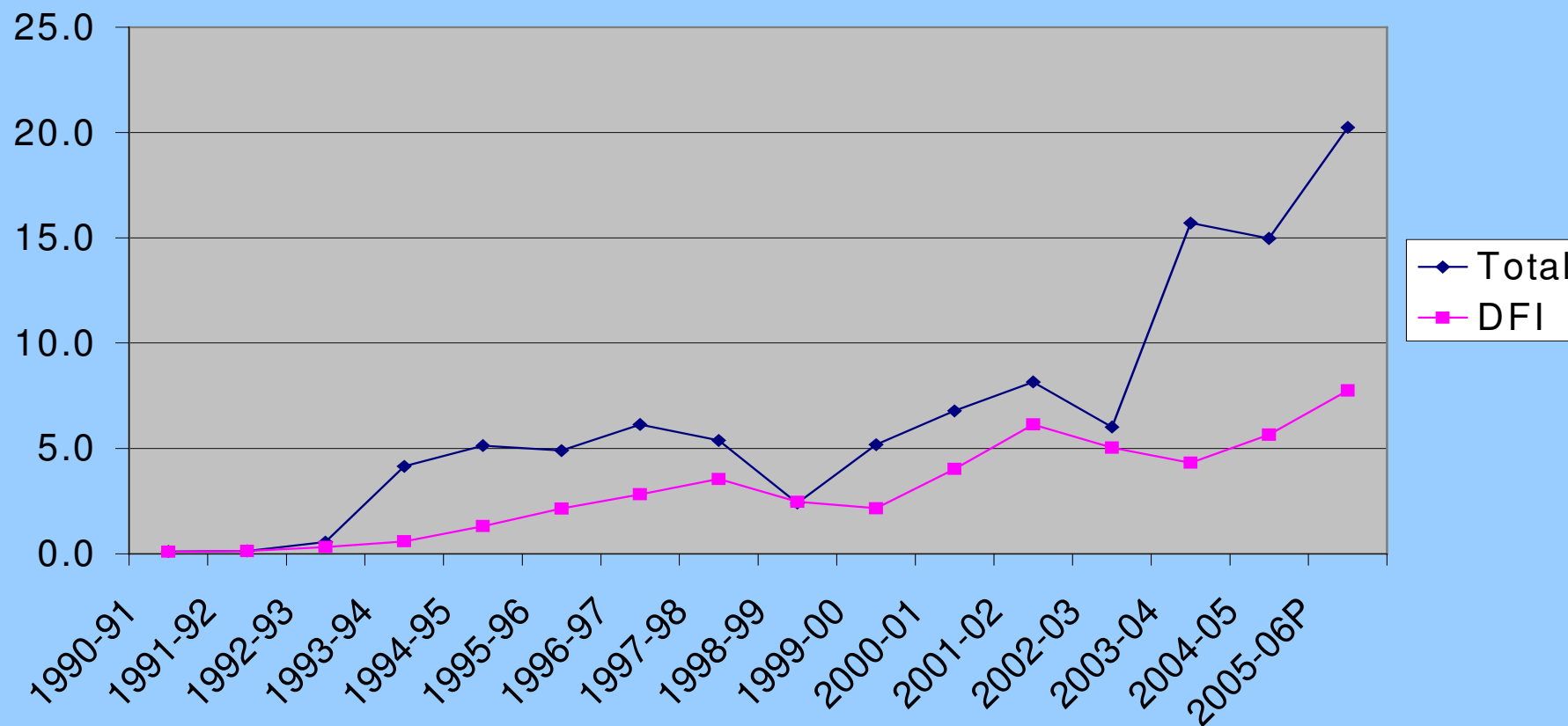


**Source** : Department of Telecom,GOI



CGIY

TOTAL foreign investment has picked up though not DFI (\$billion)



**Source** : Ministry of Commerce & Industries, GOI

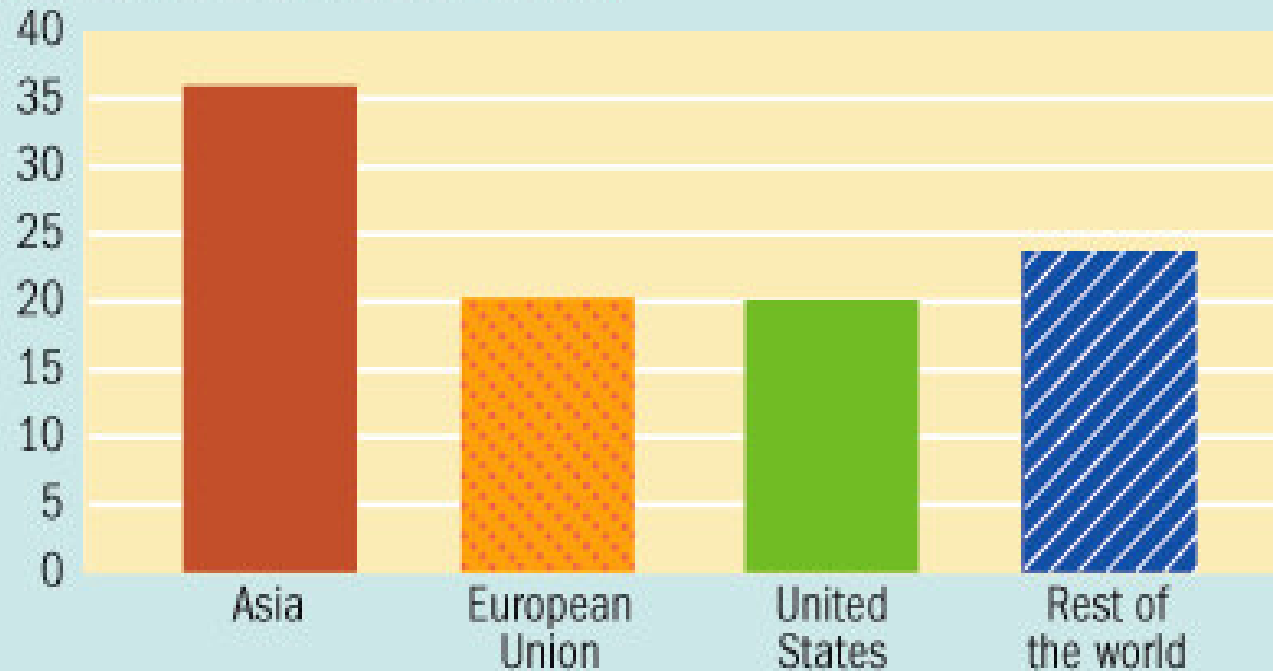
**Picture 1**



CGIY

## Asia's share of world GDP exceeds that of the European Union and of the United States . . .

(share of 2005 world GDP, percent)<sup>1</sup>



<sup>1</sup>Weighted by purchasing power parity.

**Source : International Monetary Fund**

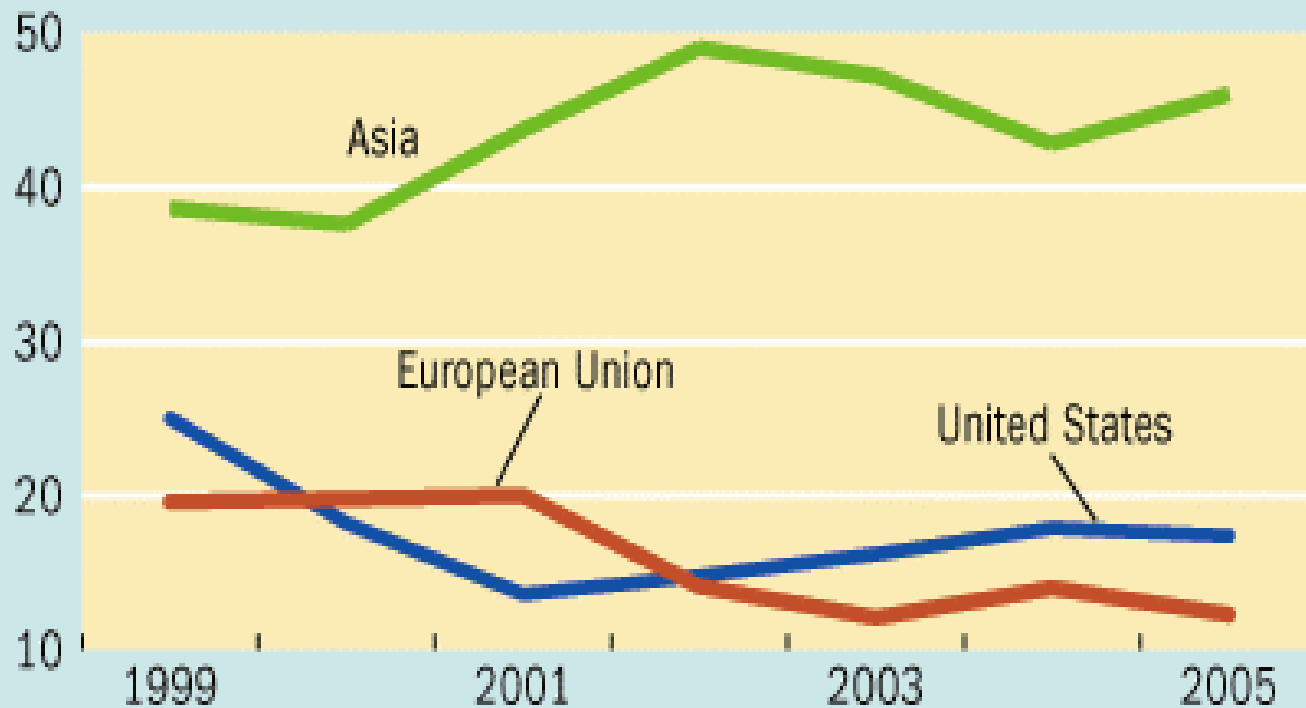
## Picture 2



CGIY

### ...and the region leads the world in growth.


(contribution to world growth, percent)<sup>1</sup>



<sup>1</sup>Weighted by purchasing power parity.

**Source : International Monetary Fund**

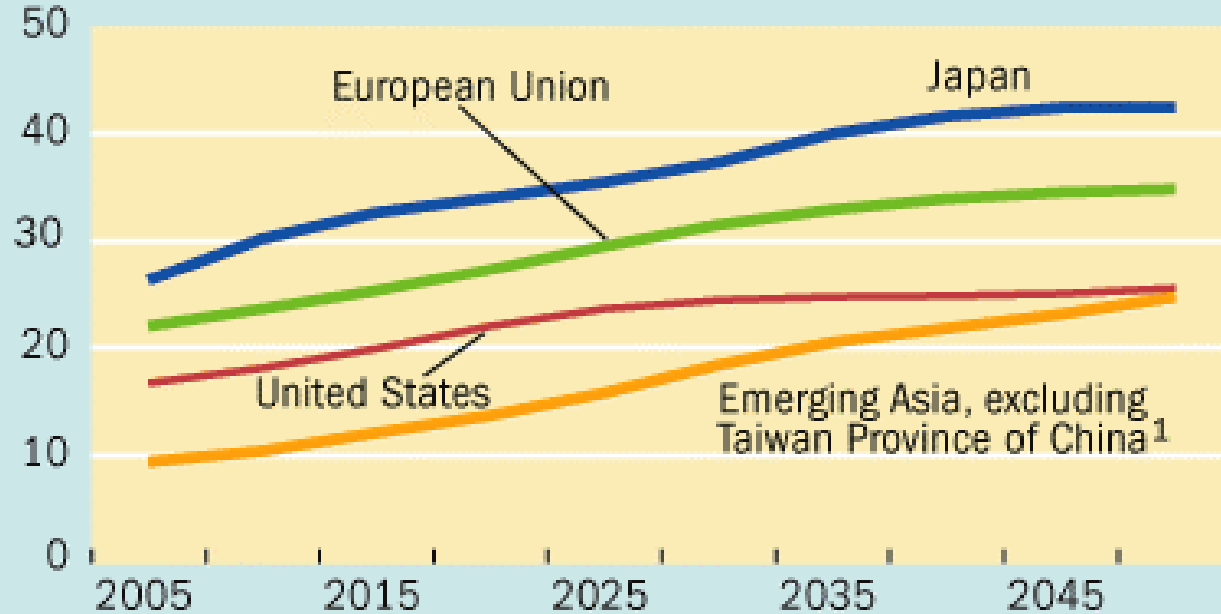
### Picture 3



CGIY

## ... and plan now for challenges posed by aging populations.

(percent of population aged 60 or over)



<sup>1</sup>China, Hong Kong SAR, India, Indonesia, Korea, Malaysia, Philippines, Singapore, and Thailand.

Source: United Nations.

Source : *International Monetary Fund*



	INDIA	USA
<b>Area</b>	<b>3,287,590</b>	<b>9,631,418</b>
<b>Population</b>	<b>1,027,015,247</b>	<b>295,734,134</b>
<b>GDP</b>	<b>3,319,000,000,000</b>	<b>11,750,000,000,000</b>

**Source : International Monetary Fund**




CGIY

**Investment Requirement in Energy up to 2012 and other  
infrastructure sectors**

<b><u>Sector</u></b>	<b><u>Investment in Billion \$</u></b>
• Power Generation	143
• Transmission & Distribution	116
• Coal	26
• Oil & Gas	100
• Refineries	22
• Cross Country Pipelines	10
• Ports	20
• Railways	15
• LNG Terminals	10
• Roads	40
<b><i>Total Investment</i></b>	<b>502</b>

**Source : International Monetary Fund**



CGI NY

## *Why is the United States important to India ?*

- *Is a significant player in the global economy.*
- *Is too big to be ignored.*
- *It continues to Innovate.*
- *It is expected to retain its substantial hold on Technology & Finance.*
- *US Dollar will remain the currency of global trade for a long time.*

## *Why is India important to the United States ?*


- *India is awake when the United States of America sleeps.*
- *India is an abundant source of skilled labour at a reasonable cost.*
- *India is rich in natural resources.*
- *India is the fastest growing English speaking democracy.*
- *The Labour force of India will get younger and larger than every other country in the world in the coming decades.*
- *India as a market will also continue to grow bigger and better.*



CGI NY

## *Recent Agreements Between India And USA*

- **Open Skies Agreement U.S.**
- **India Defense Relationship initiatives**
- **Science & Technology Agreement**
- **U.S. – India Economic Dialogue**
- **High Technology Cooperation Group (HTCG)**
- **CEO's Forum**
- **U.S. – India Agricultural Alliance**
- **S&T Agreement**
- **Space cooperation**
- **Energy Dialogue** - *(i) Oil and Natural Gas.*  
*(ii) Electric Power.*  
*(iii) Coal.*  
*(iv) Energy Efficiency, Renewable Energy and new technologies.*  
*(v) Civil Nuclear Power.*



CGIN Y

**Thank You**